

XVSV7BBN

Editable electronic alarms - DIN72 - voice - black - NPN - 12...24V DC



Main

Range of product	Harmony XVS
Product or component type	Editable electronic alarm
Beacon or indicator bank unit type	Sound unit
Device short name	XVSV

Complementary

Colour	Dark grey
Input type	Bit : 6 channel input Binary : 63 channel input
Assembly style	Ready assembled
Material	PC (polycarbonate) (body) PC (polycarbonate) (back cover) TPE (thermoplastic elastomer) (front panel) NBR (nitrile butadiene rubber)
Product weight	0.142 kg
Marking	CE
Overvoltage category	Class II conforming to EN/IEC 61140
Mounting support	72 mm DIN rail
[Us] rated supply voltage	12...24 V DC
[Ue] rated operational voltage	10...30 V DC
Inrush current	30 A
Associated fuse rating	1 A
[Uimp] rated impulse withstand voltage	1 kV
Power consumption in W	1.8 W
Current consumption	75 mA at 24 V DC
Clamping connection capacity	<= 1 x 1.5 mm ²
Device application	Subway Printing Packaging
Mounting diameter	80 mm
Width	80 mm
Height	80 mm
Depth	24.9 mm

Environment

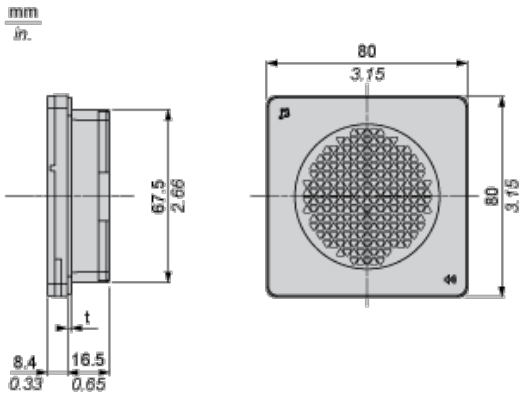
discrete output type	NPN
signalling type	Adjustable vocal sound
protective treatment	TC
ambient air temperature for storage	-20...60 °C
ambient air temperature for operation	-10...55 °C
relative humidity	35...85 % without condensation
vibration resistance	7 gn
IP degree of protection	IP65 (panel mounted) conforming to EN/IEC 60529 IP20 (wall mounted)

The information provided in this documentation contains general descriptions and/or technical characteristics of the products contained herein. This documentation is not intended as a substitute for and is not to be used for determining suitability or reliability of these products for specific user applications. It is the duty of any such user or integrator to perform the appropriate and complete risk analysis, evaluation and testing of the products with respect to the relevant specific application or use thereof. Neither Schneider Electric Industries SAS nor any of its affiliates or subsidiaries shall be responsible or liable for misuse of the information contained herein.

Offer Sustainability

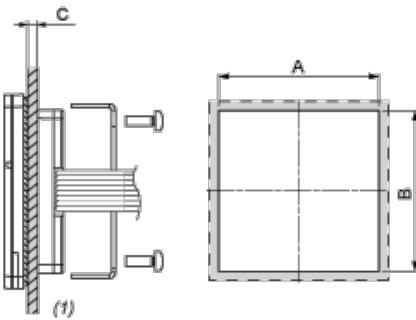
Sustainable offer status	Not Green Premium product
RoHS (date code: YYWW)	Compliant - since 1346 - Schneider Electric declaration of conformity
REACH	Reference not containing SVHC above the threshold

Dimensions



(t) : Waterproof rubber (1.6 mm / 0.06 in.)

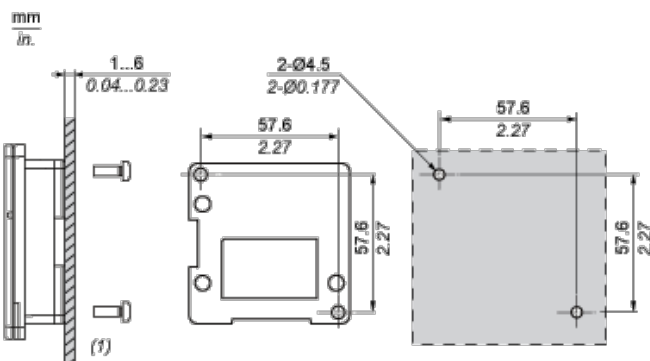
Panel Cut Dimensions



(1) Installation panel

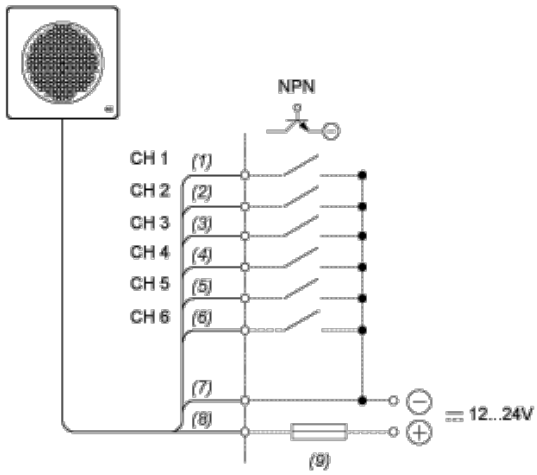
A	B	C
68 +0.5/0 mm (2.68 +0.0197/0 in.)	68 +0.5/0 mm (2.68 +0.0197/0 in.)	1...4 mm (0.04...0.15 in.)

Wall Mount Dimensions



(1) Installation panel

Wiring Diagram



- (1) Green
- (2) Yellow
- (3) Brown
- (4) Blue
- (5) Purple
- (6) Gray
- (7) Black
- (8) Red
- (9) Fuse (Rated current:1 A)