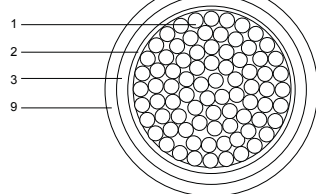



# CONSTRUCTION OF CABLE

Construction	MAX-FOH 500 Multi-Cores	MAX-FOH-OSCR 500V Twisted pair	MAX-FOH 0.6/1KV	MAX-FOH-I 0.6/1KV	MAX-FOH-125 0.6/1KV
1 - Conductor	Stranded annealed copper	Stranded annealed copper	Stranded annealed copper	Stranded annealed copper	Stranded annealed copper
2 - Fire Barrier	Mica tape	Mica tape	Mica tape	Mica tape	Mica tape
3 - Insulation	Cross-linked polyethylene (XLPE)	Cross-linked polyethylene (XLPE)	Cross-linked polyethylene (XLPE)	Cross-linked EVA** (XLEVA) <Orange>	Cross-linked EVA ** (XLEVA)
4 - Shield*	Optional*	Aluminium foil with tinned copper drain wire	Aluminium foil with tinned copper drain wire	-	Aluminium foil with tinned copper drain wire
5 - Filler*	LSHF filler or polypropylene split yam	LSHF filler or polypropylene split yam	LSHF filler or polypropylene split yam	-	LSHF filler or polypropylene split yam
6 - Binder Tape*	Polyester tape	Polyester tape	Polyester tape	-	Polyester tape
7 - Bedding*	Low smoke halogen free (LSHF) compound (Black)	Low smoke halogen free (LSHF) compound (Black)	Low smoke halogen free (LSHF) compound (Black)	-	Low smoke halogen free (LSHF) compound (Black)
8 - Armour*/#	Galvanised steel wire (aluminium or copper wire for single core)	Galvanised steel wire (aluminium or copper wire for single core)	Galvanised steel wire (aluminium or copper wire for single core)	-	Galvanised steel wire (aluminium or copper wire for single core)
9 - Sheath	Low Smoke halogen free (LSHF) compound (Orange)	Low Smoke halogen free (LSHF) compound (Orange)	Low smoke halogen free (LSHF) compound (Orange)	-	Low Smoke halogen free (LSHF) compound (Orange)

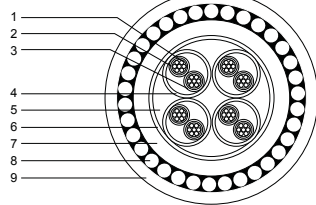
**SINGLE CORE**



**FOUR CORE**



**FOUR PAIR**



- \* Optional: Depending on requirement
- # Braided armour also available on request
- \*\* XLEVA (Cross-linked Ethylene Vinyl Acetate) material used are suitable for operating temperature of 110°C up to 125°C
- XLPE (Cross-linked Polyethylene) material used for operating temperature of 90°C

No. of cores	Identification of cores	
	Option 1	Option 2
1	Natural	Other colour on request
2	Brown, Blue	Red, Black
3	Brown, Black, Grey	Red, Yellow Blue
4	Brown, Black, Grey, Blue	Red, Yellow, Blue, Black
5	Brown, Black, Grey, Blue, Green/Yellow	Red, Yellow, Blue, Black, Green/Yellow
6 and above	Black with white numbering	

Note: Special construction and design to customers' specification can be upon request.



	MAX-FOH Insulated and sheathed	MAX-FOH-AWA Insulated, armoured and sheathed	MAX-FOH-I Insulated, non-sheathed	MAX-FOH-125 Insulated and sheathed
Conductor:	Plain stranded annealed copper Class 2	Plain stranded annealed copper Class 2	Plain stranded annealed copper Class 2	Plain stranded annealed copper Class 2
	1.5mm <sup>2</sup> up to 630 mm <sup>2</sup> **	50mm <sup>2</sup> up to 630 mm <sup>2</sup> **	1.5mm <sup>2</sup> up to 630 mm <sup>2</sup>	1.5mm <sup>2</sup> up to 630 mm <sup>2</sup> **
Fire Barrier :	Mica Glass Tape	Mica Glass Tape	Mica Glass Tape	Mica Glass Tape
Insulation :	XLPE compound	XLPE compound	XLEVA compound	XLEVA compound
Bedding :	-	LSHF compound	-	-
Armouring :	-	Aluminium wire	-	-
Sheath :	LSHF compound	LSHF compound	-	LSHF compound
UV Resistance :	Optional	Optional	Optional	Optional
Anti-Termite :	Optional	Optional	Optional	Optional
Anti-Rodent :	Optional	Optional	Optional	Optional
Insulation Colours :	Natural	Natural	Orange (Standard)	White
Bedding Colours :	-	Black	-	-
Sheath Colours :	Orange (Standard)	Orange (Standard)	-	Orange (Standard)
Reference Standard :	IEC 60502-1	IEC 60502-1, BS 7846	IEC 60502-1	IEC 60502-1
Voltage : Uo/U	600/1000V	600/1000V	600/1000V	600/1000V
Circuit Integrity :	IEC 60331, SS 299-1 / BS 6387 Cat C, W, Z  (for 300/500V, 450/750V, 600/1000V)	IEC 60331, SS 299-1 / BS 6387 Cat C, W, Z  (for 300/500V, 450/750V, 600/1000V)	IEC 60331, SS 299-1 / BS 6387 Cat C, W, Z  (for 300/500V, 450/750V, 600/1000V)	IEC 60331, SS 299-1 / BS 6387 Cat C, W, Z  (for 300/500V, 450/750V, 600/1000V)
<b>Test Standard</b>				
<b>Flame Retardant :</b>				
•Single vertical cable	IEC 60332-1, BS 4066-1, BS EN 50266-1	IEC 60332-1, BS 4066-1, BS EN 50266-1	IEC 60332-1, BS 4066-1, BS EN 50266-1	IEC 60332-1, BS 4066-1, BS EN 50266-1
•Bunched cables	IEC 60332-3 BS 4066-3, BS EN 50266-2	IEC 60332-3 BS 4066-3, BS EN 50266-2	IEC 60332-3 BS 4066-3, BS EN 50266-2	IEC 60332-3 BS 4066-3, BS EN 50266-2
Halogen gases :	IEC 60754-1, BS 6425-1, BS EN 50267-2-1	IEC 60754-1, BS 6425-1, BS EN 50267-2-1	IEC 60754-1, BS 6425-1, BS EN 50267-2-1	IEC 60754-1, BS 6425-1, BS EN 50267-2-1
Corrosiveness & Conductivity :	IEC 60754-2, BS 6425-2, BS EN 50267-2-2	IEC 60754-2, BS 6425-2, BS EN 50267-2-2	IEC 60754-2, BS 6425-2, BS EN 50267-2-2	IEC 60754-2, BS 6425-2, BS EN 50267-2-2
Smoke Emission :	IEC 61034-2, BS 7622-2, BS EN 61034-2	IEC 61034-2, BS 7622-2, BS EN 61034-2	IEC 61034-2, BS 7622-2, BS EN 61034-2	IEC 61034-2, BS 7622-2, BS EN 61034-2

\*XLEVA material used are suitable for operating temperature 110°C up to 125°C.  
 \*\* For the cable size 800-1000mm<sup>2</sup>, please contact company.

Cable Type		MAX-FOH-I	MAX-FOH						
Constructions		Insulated, non-sheathed	Insulated and sheathed						
Material Composition		Copper/MGT/XLEVA	Copper/MGT/XLPE/LSHF						
Standard		IEC 60502-1	IEC 60502-1						
Voltage		600/1000V	600/1000V						
Unarmoured									
Single Core	Conductor cross sectional area	No. & diameter Of Wire	Insulation thickness	Cable overall diameter	Cable weight	Insulation thickness	Sheath thickness	Cable overall diameter	Cable weight
	mm <sup>2</sup>	No/ mm	mm	mm	kg/km	mm	mm	mm	kg/km
	1 x 1.5	7/0.53	0.7	4.0	30	0.7	1.4	6.6	60
	1 x 2.5	7/0.67	0.8	4.5	40	0.7	1.4	7.0	73
	1 x 4	7/0.85	1.0	5.4	60	0.7	1.4	7.6	93
	1 x 6	7/1.04	1.0	6.0	90	0.7	1.4	8.1	120
	1 x 10	7/1.35	1.0	7.0	130	0.7	1.4	9.0	160
	1 x 16	7/1.70	1.0	8.1	190	0.7	1.4	10.1	230
	1 x 25	7/2.14	1.2	9.8	300	0.9	1.4	12.0	330
	1 x 35	19/1.53	1.2	11.0	400	0.9	1.4	13.3	450
	1 x 50	19/1.78	1.4	12.8	540	1.0	1.4	14.8	600
	1 x 70	19/2.14	1.4	14.5	740	1.1	1.4	16.7	810
	1 x 95	19/2.52	1.6	16.9	1020	1.1	1.5	18.9	1100
	1 x 120	37/2.03	1.6	18.4	1250	1.2	1.5	20.9	1340
	1 x 150	37/2.25	1.8	20.7	1540	1.4	1.6	23.1	1650
	1 x 185	37/2.52	2.0	23.0	1930	1.6	1.7	25.6	2050
	1 x 240	61/2.25	2.2	26.0	2510	1.7	1.7	28.4	2630
	1 x 300	61/2.52	2.4	28.9	3130	1.8	1.8	31.3	3260
	1 x 400	61/2.85	2.6	32.1	3960	2.0	1.9	34.7	4100
	1 x 500	61/3.20	2.8	35.8	4990	2.2	2.1	38.8	5180
1 x 630	127/2.52	2.8	39.7	6330	2.4	2.2	43.3	6590	
1 x 800	127/2.85				2.6	2.3	48.0	8300	
1 x 1000	127/3.20				2.8	2.5	53.5	10470	