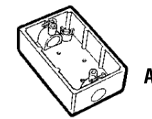
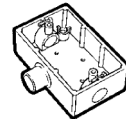


SURFACE ENCLOSURES

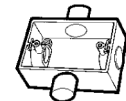
SURFACE ENCLOSURES				
Cat. No.	Length	Width	Depth	Mounting Centres
238	115mm	74mm	38mm	84mm apart
238A	115mm	74mm	38mm	84mm apart
238B	115mm	74mm	38mm	84mm apart
238/25	115mm	74mm	42mm	84mm apart
900RMB	86mm	66mm	20mm	50mm apart
900SKMB	10mm	49mm	38mm	78mm apart
900SPBP	120mm	76mm	20mm	84mm apart
900SPMB	115mm	74mm	36mm	84mm apart
900MMB	75mm	33mm	27mm	55mm apart
DESCRIPTION				
238	A	1 Gang Surface Mounting Box, with 20mm end entries.		
238A	B	1 Gang Surface Mounting Box, with 20mm end entries - 20mm spout one side.		
238B	C	1 Gang Surface Mounting Box, with 20mm end entries - 20mm spout both sides.		
238/25	D	1 Gang Surface Mounting Box, with 25mm end entries.		
900RMB	E	Surface Mounting Block, round, mini duct fitting (for mounting round accessories).		
900SKMB	F	1 Gang Skirting Mounting Block.		
900SPBP	G	1 Gang standard pattern Mounting Block.		
900SPMB	H	1 Gang Surface Mounting Box, mini duct fitting.		
900MMB	I	1 Gang Surface Mounting Block, miniature, mini duct fitting (for architrave mounting accessories).		



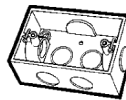
A



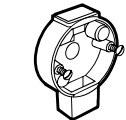
B



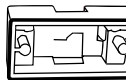
C




D



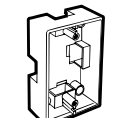
E



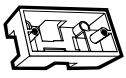
F



G



H



I



238



238B



900SKMB



900SPBP



900SPMB



For more information on conduit and mini trunking mounting accessories, refer to the 'Non-Metallic Cable Enclosures & Fittings' technical brochure (shown right) order No. 892-941

