



Main

Range of product	Phaseo Dedicated
Product or component type	Power supply
Power supply type	Regulated switch mode
Rated power in W	250 W
Input voltage	AC single phase 200...240 V
Output voltage	24 V DC
Power supply output current	10.5 A
Operating position	Any position
Vibration resistance	4 gn (f = 10...500 Hz) conforming to EN/IEC 61131-2
Name of test	Conducted interference conforming to EN 61000-6-4 level A

Complementary

Input voltage limits	90...132 V 180...264 V
Network frequency	47...63 Hz
Inrush current	<= 60 A at 100...120 V AC <= 60 A at 200...240 V AC
Cos phi	0.5
Efficiency	> 89 %
Power dissipation in W	30.9 W
Current consumption	2.5 A at 240 V
Input protection type	Integrated fuse (not interchangeable)
Output voltage limits	20.4...27.6 V
Line and load regulation	+/- 1 %
Holding time	>= 12 ms at 115 V
Output protection type	Against short-circuits, protection technology: 1.1...1.5 x In Against overvoltage, protection technology: 1.1...1.5 x In Thermal, protection technology: 1.1...1.5 x In Against overload, protection technology: 1.1...1.5 x In
Connections - terminals	Screw type terminals for ground connection, connection capacity: 1 x 4 mm ² AWG 12
Marking	CE
Mounting support	Panel mounting with accessory

DIN rail with accessory

Operating altitude	5000 m
Output coupling	Series
Overvoltage category	II
Meantime between failure [MTBF]	> 600000 h at 25 °C
Status LED	1 LED green for output voltage
Width	115 mm
Height	215 mm
Depth	30 mm
Product weight	0.75 kg

Environment

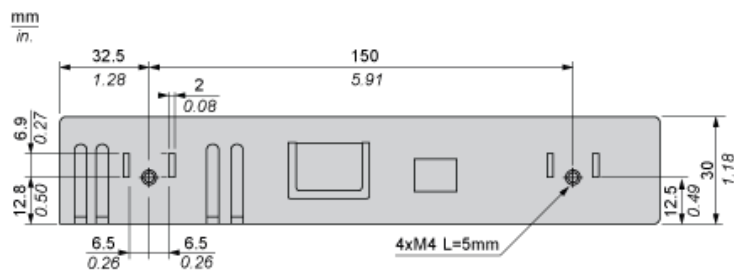
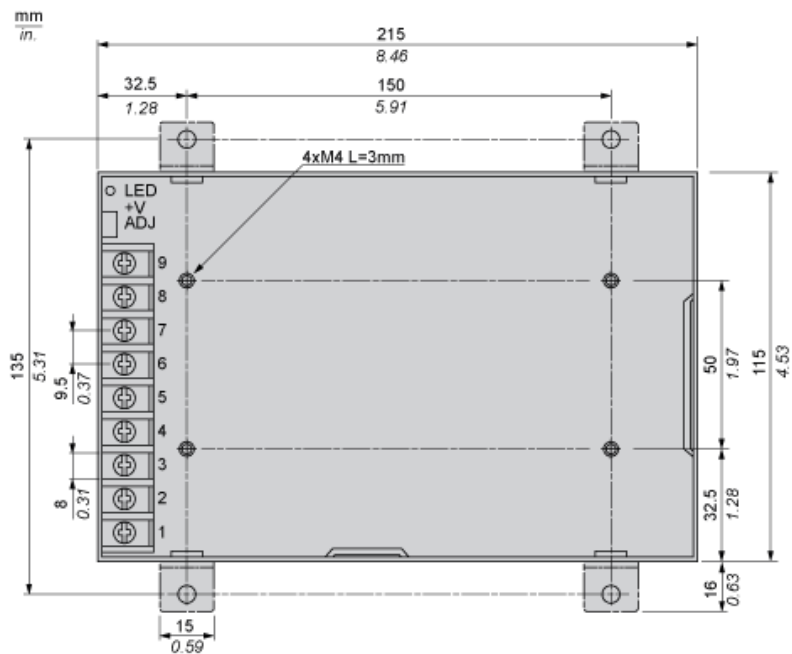
Product certifications	IC RoHS EAC
Environmental characteristic	EMC conforming to EN 55022 Class B
IP degree of protection	IP20 conforming to EN/IEC 60950
Ambient air temperature for operation	-30...70 °C with rated power derating 5 W per °C derating factor
Ambient air temperature for storage	-40...85 °C
Relative humidity	10...95 %
Overvoltage category	Class I conforming to VDE 0106-1
Pollution degree	2
Dielectric strength	2000 V between input and ground

Offer Sustainability

RoHS (date code: YYWW)	Compliant - since 1719 - Schneider Electric declaration of conformity Schneider Electric declaration of conformity
REACH	Reference not containing SVHC above the threshold Reference not containing SVHC above the threshold

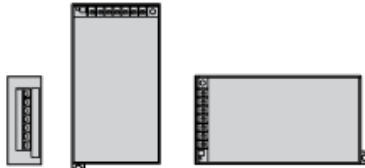
Dimensions Drawings

Mechanical Dimensions



Mounting and Clearance

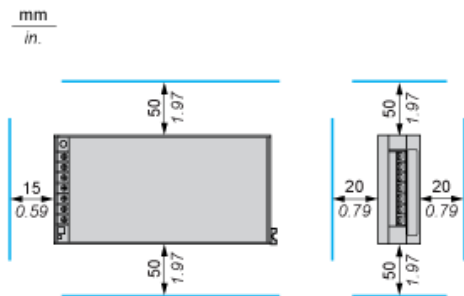
Vertical Mounting



Horizontal Mounting

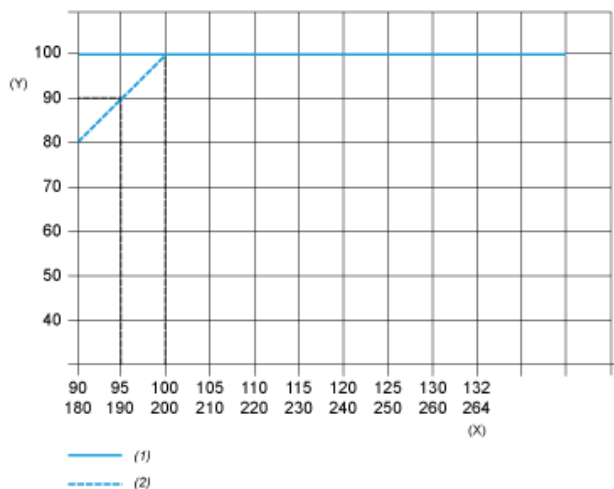


Clearance



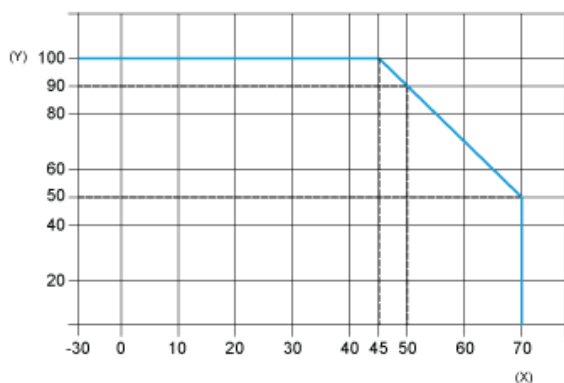
Performance Curves

Static Characteristics



- (1) 180 - 264 VAC
- (2) 90 - 132 VAC
- (y) Load %
- (x) Input voltage (VAC) 50/60 Hz

Derating Curve



- (y) Load %
- (x) Ambient temperature (°C)