



### Main

Range	TeSys TeSys Deca
Product name	TeSys CAD
Product or component type	Control relay
Device short name	CAD
Contact application	Control circuit

### Complementary

Utilisation category	DC-13 AC-15 AC-14
Pole contact composition	3 NO + 2 NC
[Ue] rated operational voltage	≤ 690 V AC 25...400 Hz
Control circuit type	AC at 50/60 Hz
[Uc] control circuit voltage	48 V AC 50/60 Hz
[Uimp] rated impulse withstand voltage	6 kV conforming to IEC 60947
[Ith] conventional free air thermal current	10 A (at 60 °C)
Irms rated making capacity	140 A AC conforming to IEC 60947-5-1 250 A DC conforming to IEC 60947-5-1
[Icw] rated short-time withstand current	100 A - 1 s 120 A - 500 ms 140 A - 100 ms
Associated fuse rating	10 A gG conforming to IEC 60947-5-1
[Ui] rated insulation voltage	600 V UL certified 600 V CSA certified 690 V conforming to IEC 60947-5-1
Mounting support	Rail Plate
Connections - terminals	Screw clamp terminals 1 cable(s) 1...4 mm <sup>2</sup> flexible without cable end Screw clamp terminals 2 cable(s) 1...4 mm <sup>2</sup> flexible without cable end Screw clamp terminals 1 cable(s) 1...4 mm <sup>2</sup> flexible with cable end Screw clamp terminals 2 cable(s) 1...2.5 mm <sup>2</sup> flexible with cable end Screw clamp terminals 1 cable(s) 1...4 mm <sup>2</sup> solid without cable end Screw clamp terminals 2 cable(s) 1...4 mm <sup>2</sup> solid without cable end
Tightening torque	1.2 N.M - on screw clamp terminals - with screwdriver Phillips No 2 1.2 N.M - on screw clamp terminals - with screwdriver flat Ø 6 mm 1.2 N.m - on screw clamp terminals - with screwdriver pozidriv No 2
Control circuit voltage limits	0.3...0.6 U <sub>c</sub> (-40...70 °C): drop-out AC 50/60 Hz 0.8...1.1 U <sub>c</sub> (-40...60 °C): operational AC 50 Hz 0.85...1.1 U <sub>c</sub> (-40...60 °C): operational AC 60 Hz 1...1.1 U <sub>c</sub> (60...70 °C): operational AC 50/60 Hz
Operating time	12...22 ms coil energisation and NO closing 4...12 ms coil de-energisation and NO opening 4...19 ms coil energisation and NC opening 6...17 ms coil de-energisation and NC closing
Mechanical durability	30 Mcycles
Maximum operating rate	180 cyc/mn
Inrush power in VA	70 VA 50 Hz (at 20 °C)

The information provided in this documentation contains general descriptions and/or technical characteristics of the performance of the products contained herein. This documentation is not intended as a substitute for and is not to be used for determining suitability or reliability of these products for specific user applications. It is the duty of any such user or integrator to perform the appropriate and complete risk analysis, evaluation and testing of the products with respect to the relevant specific application or use thereof. Neither Schneider Electric Industries SAS nor any of its affiliates or subsidiaries shall be responsible or liable for misuse of the information contained herein.

Hold-in power consumption in VA	8 VA 50 Hz (at 20 °C)
Minimum switching voltage	17 V
Minimum switching current	5 mA
Non-overlap time	1.5 Ms on energisation between NC and NO contact 1.5 ms on de-energisation between NC and NO contact
Insulation resistance	> 10 MOhm
Mechanical robustness	Shocks control relay open: 10 Gn for 11 ms conforming to IEC 60068-2-27 Shocks control relay closed: 15 Gn for 11 ms conforming to IEC 60068-2-27 Vibrations control relay open: 2 Gn, 5...300 Hz conforming to IEC 60068-2-6 Vibrations control relay closed: 4 Gn, 5...300 Hz conforming to IEC 60068-2-6
Height	77 mm
Width	45 mm
Depth	84 mm
Net weight	0.58 kg




## Environment

Standards	BS 4794 EN 60947-5 IEC 60947-5-1 NF C 63-140 VDE 0660 IEC 60335-1
Product certifications	UL CSA UKCA
IP degree of protection	IP2x front face conforming to VDE 0106
Protective treatment	TH conforming to IEC 60068
Ambient air temperature for operation	-40...60 °C 60...70 °C with derating
Ambient air temperature for storage	-60...80 °C
Operating altitude	0...3000 m

## Packing Units

Unit Type of Package 1	PCE
Package 1 Length	11.4 cm
Number of Units in Package 1	1
Package 3 Width	30 cm
Package 3 Weight	7.425 kg
Package 2 Width	60 cm
Package 2 Height	75 cm
Package 2 Weight	126.8 kg
Number of Units in Package 3	20
Unit Type of Package 3	S02
Package 3 Height	15 cm
Package 3 Length	40 cm
Package 1 Width	9.5 cm
Package 1 Height	5.2 cm
Package 1 Weight	356 g
Number of Units in Package 2	320
Unit Type of Package 2	P06
Package 2 Length	80 cm

## Offer Sustainability

Sustainable offer status	Green Premium product
REACH Regulation	 <a href="#">REACH Declaration</a>
EU RoHS Directive	Compliant  <a href="#">EU RoHS Declaration</a>
Mercury free	Yes
RoHS exemption information	 Yes

China RoHS Regulation	<a href="#">China RoHS Declaration</a>
Environmental Disclosure	<a href="#">Product Environmental Profile</a>
Circularity Profile	<a href="#">End Of Life Information</a>
WEEE	The product must be disposed on European Union markets following specific waste collection and never end up in rubbish bins
California proposition 65	WARNING: This product can expose you to chemicals including: Antimony oxide & Antimony trioxide, which is known to the State of California to cause cancer. For more information go to <a href="http://www.P65Warnings.ca.gov">www.P65Warnings.ca.gov</a>

### Contractual warranty

Warranty	18 months
----------	-----------