

GV2ME04

Motor circuit breaker, TeSys
Deca, 3P, 0.4-0.63A, thermal magnetic, screw
clamp terminals, button control



Main

| | |
|---------------------------|--------------------------|
| Range of product | TeSys GV2 |
| Range | TeSys Deca TeSys Deca |
| Device short name | GV2ME |
| Product name | TeSys GV2 TeSys Deca |
| Product or component type | Motor circuit breaker |
| Device application | Motor protection |
| Trip unit technology | Thermal-magnetic |

Complementary

| | |
|---|---|
| Poles description | 3P |
| Network type | AC |
| Utilisation category | AC-3 conforming to IEC 60947-4-1 Category A conforming to IEC 60947-2 |
| Network frequency | 50/60 Hz conforming to IEC 60947-4-1 |
| Fixing mode | 35 mm symmetrical DIN rail: clipped Panel: screwed (with adaptor plate) |
| Operating position | Any position |
| Motor power kW | 0.12 kW at 400/415 V AC 50/60 Hz 0.18 kW at 400/415 V AC 50/60 Hz 0.37 kW at 690 V AC 50/60 Hz |
| Breaking capacity | 100 KA Icu at 230/240 V AC 50/60 Hz conforming to IEC 60947-2 100 KA Icu at 400/415 V AC 50/60 Hz conforming to IEC 60947-2 100 KA Icu at 440 V AC 50/60 Hz conforming to IEC 60947-2 100 KA Icu at 500 V AC 50/60 Hz conforming to IEC 60947-2 100 kA Icu at 690 V AC 50/60 Hz conforming to IEC 60947-2 |
| [Ics] rated service short-circuit breaking capacity | 100 % at 690 V AC 50/60 Hz conforming to IEC 60947-2 100 % at 500 V AC 50/60 Hz conforming to IEC 60947-2 100 % at 230/240 V AC 50/60 Hz conforming to IEC 60947-2 100 % at 440 V AC 50/60 Hz conforming to IEC 60947-2 100 % at 400/415 V AC 50/60 Hz conforming to IEC 60947-2 |
| Control type | Push-button |
| [In] rated current | 0.63 A |
| Thermal protection adjustment range | 0.4...0.63 A |
| Magnetic tripping current | 8 A |
| [Ue] rated operational voltage | 690 V AC 50/60 Hz conforming to IEC 60947-2 |
| [Ui] rated insulation voltage | 690 V AC 50/60 Hz conforming to IEC 60947-2 |
| [Ith] conventional free air thermal current | 0.63 A conforming to IEC 60947-4-1 |
| [Uimp] rated impulse withstand voltage | 6 kV conforming to IEC 60947-2 |
| Power dissipation per pole | 2.5 W |
| Mechanical durability | 100000 cycles |
| Electrical durability | 100000 Cycles for AC-3 at 415 V At 415 V |
| Maximum operating rate | 25 cyc/h |
| Rated duty | Continuous conforming to IEC 60947-4-1 |
| Tightening torque | 1.7 N.m on screw clamp terminals |

| | |
|---------------------------|--|
| Mechanical robustness | Shocks: 30 Gn conforming to IEC 60068-2-27 Vibrations: 5 Gn, 5...150 Hz conforming to IEC 60068-2-6 |
| Phase failure sensitivity | Yes conforming to IEC 60947-4-1 |
| Height | 89 mm |
| Width | 45 mm |
| Depth | 78.5 mm |
| Net weight | 0.26 kg |
| Colour | Dark grey |
| Suitability for isolation | Yes conforming to IEC 60947-1 § 7-1-6 |




Environment

| | |
|---------------------------------------|---|
| Standards | EN/IEC 60947-2 EN/IEC 60947-4-1 |
| Product certifications | CCC UL CSA EAC ATEX BV LROS (Lloyds register of shipping) UKCA DNV-GL RINA UKCA |
| Climatic withstand | Conforming to IACS E10 |
| IK degree of protection | IK04 |
| IP degree of protection | IP20 conforming to IEC 60529 |
| Ambient air temperature for storage | -40...80 °C |
| Fire resistance | 960 °C conforming to IEC 60695-2-11 |
| Operating altitude | 2000 m |
| Ambient air temperature for operation | -20...60 °C |

Packing Units

| | |
|------------------------------|-----------|
| Unit Type of Package 1 | PCE |
| Package 1 Length | 9.5 cm |
| Number of Units in Package 1 | 1 |
| Package 3 Width | 80.0 cm |
| Package 3 Weight | 100.72 kg |
| Package 2 Width | 30.0 cm |
| Package 2 Height | 15.0 cm |
| Package 2 Weight | 5.795 kg |
| Number of Units in Package 3 | 384 |
| Unit Type of Package 3 | P06 |
| Package 3 Height | 75.0 cm |
| Package 3 Length | 60.0 cm |
| Package 1 Width | 8.5 cm |
| Package 1 Height | 4.5 cm |
| Package 1 Weight | 231.0 g |
| Number of Units in Package 2 | 24 |
| Unit Type of Package 2 | S02 |
| Package 2 Length | 40.0 cm |

Offer Sustainability

| | |
|----------------------------|---|
| Sustainable offer status | Green Premium product |
| REACH Regulation |  REACH Declaration |
| EU RoHS Directive | Compliant  EU RoHS Declaration |
| Mercury free | Yes |
| RoHS exemption information |  Yes |

| | |
|---------------------------|---|
| China RoHS Regulation | China RoHS Declaration |
| Environmental Disclosure | Product Environmental Profile |
| Circularity Profile | End Of Life Information |
| WEEE | The product must be disposed on European Union markets following specific waste collection and never end up in rubbish bins |
| California proposition 65 | WARNING: This product can expose you to chemicals including: Antimony oxide & Antimony trioxide, which is known to the State of California to cause cancer. For more information go to www.P65Warnings.ca.gov |

Contractual warranty

| | |
|----------|-----------|
| Warranty | 18 months |
|----------|-----------|

Thermal-Magnetic Tripping Curves for GV2ME and GV2P

Average Operating Times at 20 °C Related to Multiples of the Setting Current



- 1 3 poles from cold state
- 2 2 poles from cold state
- 3 3 poles from hot state

Current Limitation on Short-Circuit for GV2ME and GV2P (3-Phase 400/415 V)

Dynamic Stress

$I_{peak} = f(\text{prospective } I_{sc}) \text{ at } 1.05 U_e = 435 \text{ V}$



- 1 Maximum peak current
- 2 24-32 A
- 3 20-25 A
- 4 17-23 A
- 5 13-18 A
- 6 9-14 A
- 7 6-10 A
- 8 4-6.3 A
- 9 2.5-4 A
- 10 1.6-2.5 A
- 11 1-1.6 A
- 12 Limit of rated ultimate breaking capacity on short-circuit of GV2ME (14, 18, 23, and 25 A ratings).

Thermal Limit on Short-Circuit for GV2ME

Thermal Limit in kA^2s in the Magnetic Operating Zone

Sum of $I^2dt = f$ (prospective Isc) at $1.05 U_e = 435 V$



- 1 24-32 A
- 2 20-25 A
- 3 17-23 A
- 4 13-18 A
- 5 9-14 A
- 6 6-10 A
- 7 4-6.3 A
- 8 2.5-4 A
- 9 1.6-2.5 A
- 10 1-1.6 A

Dimension

GV2ME



- (1) Maximum
X1 Electrical clearance = 40 mm for $U_e \leq 690$ V

| | b |
|----------|-----|
| GV2ME.. | 89 |
| GV2ME..3 | 101 |

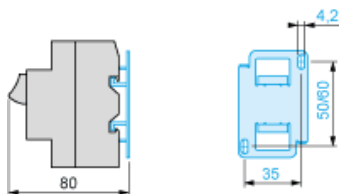
Mounting

GV2ME

On 35 mm rail



- $c = 78.5$ on AM1 DP200 (35 x 7.5)
 $c = 86$ on AM1 DE200, ED200 (35 x 15)
 On panel with adapter plate GV2AF02



On pre-slotted plate AM1 PA



On rails DZ5 MB201



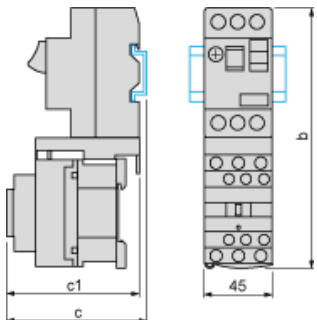
GV2AF01

Combination GV2ME + TeSys k contactor



GV2AF3

Combination GV2ME + TeSys d contactor



| GV2ME + | LC1D09...D18 | LC1D25 and D32 |
|---------|--------------|----------------|
| b | 176.4 | 186.8 |
| c1 | 94.1 | 100.4 |
| c | 99.6 | 105.9 |

GV2AF4 + LAD311

Combination GV2ME + TeSys d contactor



| GV2ME + | LC1D09...D18 | LC1D25 and D32 |
|---------|--------------|----------------|
| b | 176.4 | 186.8 |
| c1 | 103.1 | 136.4 |
| c | 135.6 | 141.9 |
| d1 | 107 | 107 |
| d | 112.5 | 112.5 |

GV2ME + GV1L3 (Current Limiter)



X1 = 10 mm for Ue = 230 V or 30 mm for 230 V < Ue ≤ 690 V

GV2ME•• and GV2RT



Connection of Undervoltage Trip for Dangerous Machines (Conforming to INRS) on GV2ME Only

