



Main

Range	TeSys
Range of product	TeSys D
Product or component type	Contacteur
Device short name	LC1D
Contacteur application	Resistive load
Utilisation category	AC-1
Poles description	4P
[Ue] rated operational voltage	Power circuit: ≤ 1000 V AC 25...400 Hz
[Ie] rated operational current	125 A (at ≤60 °C) at ≤ 440 V AC AC-1 for power circuit

Complementary

Pole contact composition	2 NO + 2 NC
Contact compatibility	M1
Protective cover	Without
[Ui] rated insulation voltage	Power circuit: 600 V CSA certified Power circuit: 600 V UL certified Power circuit: 1000 V conforming to IEC 60947-4-1
[Uimp] rated impulse withstand voltage	8 kV conforming to IEC 60947
Overvoltage category	III
[Ith] conventional free air thermal current	125 A (at 60 °C) for power circuit
Irms rated making capacity	1100 A at 440 V for power circuit conforming to IEC 60947
Rated breaking capacity	1100 A at 440 V for power circuit conforming to IEC 60947
Associated fuse rating	200 A gG at ≤ 690 V coordination type 1 for power circuit 160 A gG at ≤ 690 V coordination type 2 for power circuit
Control circuit type	AC at 50/60 Hz
Coil technology	Without built-in suppressor module
Control circuit voltage limits	0.85...1.1 U _c (-40...55 °C):operational AC 60 Hz 0.3...0.6 U _c (-40...55 °C):drop-out AC 50/60 Hz 0.8...1.1 U _c (-40...55 °C):operational AC 50 Hz
Average impedance	0.8 mOhm - Ith 125 A 50 Hz for power circuit
Power dissipation per pole	12.5 W AC-1
Maximum operating rate	3600 cyc/h 60 °C
Inrush power in VA	245 VA 60 Hz cos phi 0.75 (at 20 °C) 245 VA 50 Hz cos phi 0.75 (at 20 °C)
Hold-in power consumption in VA	26 VA 60 Hz cos phi 0.3 (at 20 °C) 26 VA 50 Hz cos phi 0.3 (at 20 °C)
Tightening torque	Control circuit: 1.2 N.m - on screw clamp terminals - with screwdriver flat Ø 6 mm Control circuit: 1.2 N.m - on screw clamp terminals - with screwdriver Philips No 2 Power circuit: 12 N.m - on connector - with screwdriver flat Ø 6 to Ø 8 mm Power circuit: 12 N.m - on connector hexagonal screw head 4 mm Control circuit: 1.2 N.m - on screw clamp terminals - with screwdriver pozidriv No 2
Mounting support	Plate Rail
Electrical durability	0.8 Mcycles 125 A AC-1 at U _e ≤ 440 V
Mechanical durability	4 Mcycles

The information provided in this documentation contains general descriptions and/or technical characteristics of the performance of the products contained herein. This documentation is not intended as a substitute for and is not to be used for determining suitability or reliability of these products for specific user applications. It is the duty of any such user or integrator to perform the appropriate and complete risk analysis, evaluation and testing of the products with respect to the relevant specific application or use thereof. Neither Schneider Electric Industries SAS nor any of its affiliates or subsidiaries shall be responsible or liable for misuse of the information contained herein.

Safety reliability level	B10d = 1369863 cycles contactor with nominal load conforming to EN/ISO 13849-1 B10d = 20000000 cycles contactor with mechanical load conforming to EN/ISO 13849-1
Operating altitude	0...3000 m
Compatibility code	LC1D
Product certifications	UL CSA CCC EAC UKCA CB EU-RO-MR by DNV-GL






Environment

Climatic withstand	Conforming to IACS E10
Ambient air temperature for storage	-60...80 °C
Fire resistance	850 °C conforming to IEC 60695-2-1
Mechanical robustness	Vibrations contactor open: 2 Gn, 5...300 Hz Shocks contactor open: 8 Gn for 11 ms Vibrations contactor closed: 3 Gn, 5...300 Hz Shocks contactor closed: 10 Gn for 11 ms
Height	127 mm
Width	96 mm
Depth	140 mm
Net weight	1.84 kg

Packing Units

Unit Type of Package 1	PCE
Package 1 Length	15.5 cm
Number of Units in Package 1	1
Package 2 Width	30.0 cm
Package 2 Height	15.0 cm
Package 2 Weight	9.191 kg
Package 1 Width	13.5 cm
Package 1 Height	11.0 cm
Package 1 Weight	1.772 kg
Number of Units in Package 2	5
Unit Type of Package 2	S02
Package 2 Length	40.0 cm

Offer Sustainability

Sustainable offer status	Green Premium product
REACH Regulation	 REACH Declaration
REACH free of SVHC	Yes
EU RoHS Directive	Compliant  EU RoHS Declaration
Toxic heavy metal free	Yes
Mercury free	Yes
RoHS exemption information	 Yes
China RoHS Regulation	 China RoHS Declaration
Environmental Disclosure	 Product Environmental Profile
WEEE	The product must be disposed on European Union markets following specific waste collection and never end up in rubbish bins
PVC free	Yes
California proposition 65	WARNING: This product can expose you to chemicals including: Antimony oxide & Antimony trioxide, which is known to the State of California to cause cancer. For more information go to www.P65Warnings.ca.gov

Contractual warranty

Warranty	18 months
----------	-----------
