

Main

Range of product	Zelio Relay
Series name	Miniature
Product or component type	Plug-in relay
Device short name	RXM
Contacts type and composition	4 C/O
Contacts operation	Standard
Control circuit voltage	24 V DC
[the] conventional enclosed thermal current	6 A at ≤ 55 °C
Status LED	Without
Control type	Pushbutton
Coil interference suppression	Without
Utilisation coefficient	20 %
Sale per indivisible quantity	10

Complementary

[Ui] rated insulation voltage	250 V conforming to IEC 300 V conforming to CSA 300 V conforming to UL
[Uimp] rated impulse withstand voltage	4 kV conforming to IEC 61000-4-5
Contacts material	Silver alloy (Ag/Ni)
[Ie] rated operational current	3 A (AC-1/DC-1) NC conforming to IEC 6 A (AC-1/DC-1) NO conforming to IEC 8 A (AC-1/DC-1) conforming to UL
Minimum switching current	10 mA
Maximum switching voltage	250 V AC/DC
Minimum switching voltage	17 V
Resistive rated load	6 A at 250 V AC 6 A at 28 V DC
Maximum switching capacity	1500 VA, AC circuit 168 W, DC circuit
Minimum switching capacity	170 mW
Operating rate	≤ 20 cyc/mn (under load) ≤ 300 cyc/mn (no-load)
Mechanical durability	10000000 cycles
Electrical durability	100000 cycles for resistive load
Average consumption in W	1.1 W, DC circuit
Average consumption in VA	1.2, AC circuit
Drop-out voltage threshold	≥ 0.1 U _c (DC) ≥ 0.15 U _c (AC)
Operating time	20 ms between coil de-energisation and making of the Off-delay contact (AC/DC) 20 ms between coil energisation and making of the On-delay contact (AC/DC)
Average resistance	650 Ohm, DC circuit at 20 °C +/- 10 %
Rated operational voltage limits	19.2...26.4 V DC
Protection category	RT I
Operating position	Any position
CAD overall width	21 mm

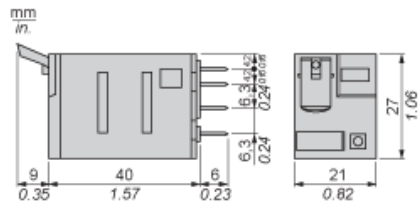
CAD overall height	27 mm
CAD overall depth	55 mm
Product weight	0.037 kg

Environment

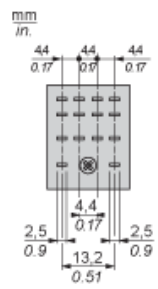
Dielectric strength	1500 V AC (between contacts) 1550 V AC (between coil and contact) 1550 V AC (between poles)
Product certifications	CSA UL
Standards	CSA C22-2 No 14 EN/IEC 61810-1 (iss. 2) UL 508
Ambient air temperature for storage	-40...85 °C
Ambient air temperature for operation	-40...55 °C
Vibration resistance	3 gn (f = 10...150 Hz), amplitude +/- 1 mm (on opening) conforming to EN/IEC 60068-2-27 5 gn (f = 10...150 Hz), amplitude +/- 1 mm (on closing) conforming to EN/IEC 60068-2-27
IP degree of protection	IP40 conforming to EN/IEC 60529
Shock resistance	15 gn on closing conforming to EN/IEC 60068-2-27 15 gn on opening conforming to EN/IEC 60068-2-27
RoHS EUR status	Compliant
RoHS EUR conformity date	0801

Miniature Relay

Dimensions

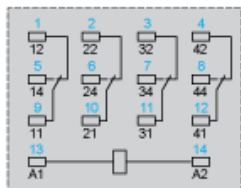



Pin Side View



Miniature Relay

Wiring Diagram



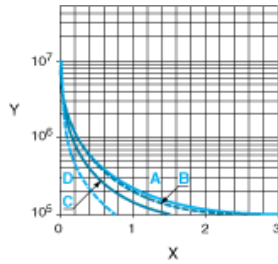
Symbols shown in blue correspond to Nema marking.

RXM Miniature Relays

Electrical Durability of Contacts

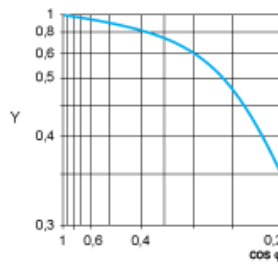
Durability (inductive load) = durability (resistive load) x reduction coefficient.

Resistive AC load



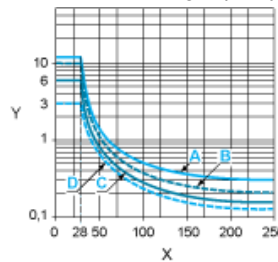
- X Switching capacity (kVA)
- Y Durability (Number of operating cycles)
- A RXM2AB...
- B RXM3AB...
- C RXM4AB...
- D RXM4GB...

Reduction coefficient for inductive AC load (depending on power factor $\cos \phi$)



- Y Reduction coefficient (A)

Maximum switching capacity on resistive DC load



- X Voltage DC
- Y Current DC
- A RXM2AB...
- B RXM3AB...
- C RXM4AB...
- D RXM4GB...